

New Time Signature

- 3** means 3 counts or beats in a measure.
- 4** means the **quarter note** gets 1 count or beat.

• Circle the time signature in this piece. 



A minuet is a dance in $\frac{3}{4}$ time.

Petite Minuet

Moderately

New R.H. position! 1 on 2?

mf Curt - sy and bow, then step to your left. The

1 on 5?

peo - ple are danc - ing a min - u - et.

1 3 3

DISCOVERY

This **rhythm pattern** occurs 3 times in this piece:    Circle each time it appears. 

Teacher Duet: (Student plays 1 octave higher)

R.H. $\frac{3}{4}$ *mp*


L.H. $\frac{3}{4}$ *mp*

Learning A



A is a line note.
It is the top line of the bass staff.

- Circle all the A's below.



Rodeo

Cheerfully

mf Ro - de - o, ro - de - o, It's a buck - ing bron - co show.

(prepare R.H.)

3 on C?

5 1 on C?

Grab your cow - boy hat, we're off to see the ro - de - o!

3

DISCOVERY

Point out all the repeated notes. Then name each note in this piece aloud.

Teacher Duet: (Student plays 1 octave higher)

R.H. 5 2 5 1


L.H. *mf* 2

5

3

8 2 1 2 5

Reading Alert: For each measure, show your teacher where the music steps up, steps down, and repeats.



Russian Folk Song

Russian melody
Lyrics added

Quickly
3 on ___?

f Chil-dren dancing round and round the birch tree. Chil-dren dancing round and round the birch tree.

(prepare L.H.)

1 on ___?

7

1

1 - 2 - 3 - 4

danc-ers cir-cle,

Clap! Clap!

p 1 - 2 - 3 - 4

danc-ers cir-cle,

Clap! Clap!

DISCOVERY Play VERY LOW and s-l-o-w for an old man dancing.
(Play duet 1 octave higher.)

Play AS WRITTEN at a moderate speed for a teenager.
(Play duet high in the treble clef.)

Play VERY HIGH and fast for a small boy or girl dancing.
(Play duet 1 or 2 octaves higher.)

Teacher Duet: (Student plays 1 octave higher)

R.H. 1 3 5

L.H. 2

f

7

#8

#8

#8

#8

p

Learning G

G is a space note. It is SPACE 4 (the top space) of the bass staff.

- Find and circle all the **bass clef G's** in *Come See the Parade!*



Come See the Parade!

Lively

f

5

mf Tu - bas march - ing down the street, come see the pa - radel!

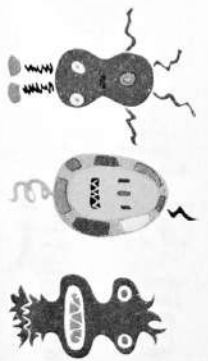
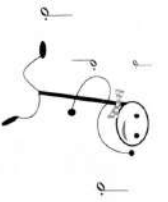
1 on ___?

3





9



Bass drum keeps a big bass beat, come see the parade!



13



CREATIVE
Create a special ending. With R.H. fingers 1 and 5, make up a short rhythm playing Middle C and Treble G together. Echo your rhythm softly on a higher C and G as the parade disappears.



Teacher Duet: (Student plays 1 octave higher)

R.H.

L.H.